





Art in Elementary Education

By: Jessica Renken



History of Art Education

- **1749**: Benjamin Franklin became the first American arts education advocate
- First mandatory state law regarding art education made in **1870**: Massachusetts made drawing a required subject
- **1963**: President John F. Kennedy said, “I see little of more importance to the future of our country and our civilization than full recognition of the place of the artists.”



History of Art Education

- 28 states required some study of the arts before graduation by 1992
- No Child Left Behind Act of 2001
 - Arts included in legal definition of “core academic subjects”
 - Not actually supported (\$)
- Most schools have experienced budget cuts in art programs in the last 10 years
 - Almost half of our nation’s elementary schools lack a specialist art teacher
 - More responsibility on regular classroom teachers to integrate art




Why Art Education?

- Positive relationship between learning in the **arts** and **other subjects**
- Helps children to connect **academic learning** to **personal experience** -- make sense of their world
- Allows students to grasp complex concepts through own **experience** and **perceptions**
- Provides a way to **express** thoughts, feelings, and hopes with creativity
 - Children learn the value of **uniqueness** and **individuality**




Why Art Education?

- Develops:
 - Fine motor skills
 - Self-expression
 - Imagination & Creativity
 - Critical-thinking & Problem-solving skills
 - Cooperative group work
 - Work toward achieving goals
- Development of these skills makes students **better learners** and builds **self-esteem**




Howard Gardner's Multiple Intelligence Theory

- Linguistic intelligence: “word smart”
- Logical-Mathematical intelligence: “number/reasoning smart”
- Spatial intelligence: “picture smart”
- Bodily-Kinesthetic intelligence: “body smart”
- Musical intelligence: “music smart”
- Interpersonal intelligence: “people smart”
- Intrapersonal intelligence: “self smart”
- Naturalist intelligence: “nature smart”



Ways to Integrate Art

- Use **art activities** to teach **other subjects** (social studies, mathematical concepts, scientific themes, language arts)
 - Pictures, sculptures, maps, etc.
- Art as a form of **assessment**
- Get **parents** involved
- Use up-to-date **resources** for information & ideas
- Attend **workshops** that focus on approaches to teaching art



Time to Apply...

- Find a partner
- Choose a subject card
- Develop an idea for a way you could integrate art into that subject
- Use what materials you have to create a sketch or model of your idea
- Be **creative!**
- Share your ideas



How can we encourage children's interest in art?

- Get parents involved!
- Talk about art
 - History of a special work of art
 - Community walk to look at buildings
- Provide materials & place to work
 - Crayons, modeling clay, scraps of yarn, paper, found objects, etc.
- Encourage creativity
 - Draw story ending
 - Squiggle drawing
- Stimulate interest
 - Local art museums & art fairs
 - Cultural heritage research



Bibliography

(1992). Make art a part of your child's world. Retrieved February 21, 2007, from Elementary School Art, Manchester CT USA
Web site: http://art-smart.ci.manchester.ct.us/pta_advo.html

Purnell, P. (2004). A place for the arts: The past, the present and teacher perceptions. *Teaching Artist Journal*, 2. Retrieved February 6, 2007, from
<http://www.leaonline.com/toc/taj/2/3>

Zwirn, S. G. (2005). Creative teachers, creative students: Arts-infused learning experiences for early childhood educators. *Hofstra Horizons*. Retrieved February 8, 2007, from
http://www.hofstra.edu/pdf/ORSP_Susan_Zwirn05.pdf

